















































































































Kanban's Progress Record Sheet(Game 1, 2, 3)

HOW TO USE THIS PROGRESS RECORD SHEET

1. Draw a circle when someone rolls dice in the round.
2. Draw a star when the Story card is moved to 'Done' state.
3. Draw a line from the first circle to star.

Story		1 st	2 nd	3 rd	4 th	5 th	6 th	7 th	8 th	9 th	10 th	11 th	12 th	complete	worked
ex)	Sample Story	33												9	6
	Users can exchange emails														
S1	securely with pre-defined recipients.	24													
S2	Users can send large files securely.	21													
S3	Users can set time limits on emails for reading.	27													
S4	Users can send emails securely to unspecified recipients.	30													
S5	Administrators of organizations can monitor emails.	16													
S6	Each organization scan set security policy and define recipients groups.	24													
S7	Users can manage their emails effectively.	43													
S8	Users and administrators can backup emails securely.	23													
S9	Users and admins can delete emails completely.	36													
S10	Users can access emails from mobile.	68	